

Notes

- CIRCUITS: Dual-level circuiting for interior/downlight when applicable.
- ETL listed to UL standards for wet locations.
- HOUSING: Consists of heavy gauge aluminum panels and solid cast aluminum top and bottom covers.
- MOUNTING: Fixture supplied with painted canopy, 45-degree swivel ball and hanger for mounting to standard octagon junction box.
- FINISH: Finish is low VOC thermo-cure powdercoat paint. Specify three digit color suffix with "PT" finish options.

1 Fixture Number

PE-770 11.25"W x 26"H 48" Oah.
PE-772 18.25"W x 33.5"H 68" Oah.
PE-774 18.25"W x 43.5"H 86" Oah.

2 Finish

Housing, Stem & Canopy
 Standard Painted Finishes (PT)

3 Lamping

Includes integral 120-277v 10-100% dimming driver compatible with 0-10 volt controls. Over-current and short-circuit protected. All LEDs are 90 CRI, 50,000 hr. L70. Wattage listed includes driver efficiency.

PE-770

LED Options	Lumens	Wattage
E41 Body (41w)	3991 Initial	41
E78 Body & Downlight (78w)	7422 Initial	78

PE-772

LED Options	Lumens	Wattage
E56 Body (56w)	5488 Initial	56
E93 Body & Downlight (93w)	8919 Initial	93

PE-774

LED Options	Lumens	Wattage
E76 Body (76w)	7485 Initial	76
E113 Body & Downlight (113w)	10916 Initial	113

4 LED Color Temp

27: 2700K
 30: 3000K
 35: 3500K
 40: 4000K

5 LED Dimming

D0: 0-10v

6 Downlight Optics Options

B90: 90-deg. beam reflector

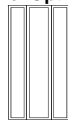
7 Voltage Options

120: 120 volt
 277: 277 volt (Not available with incandescent lamp options)


8 Diffuser Options

AWH: Satin Ice White

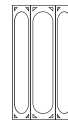
9 Panel Options



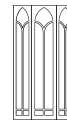
T1



T2



T3



T4

1

Fixture #

2

Housing, Stem
(Finish)

3

Lamping

4

Color Temp

5

Dimming

6

Downlight Opti

7

Voltage

8

Diffuser

9

Panel