

UPDATED 3/15

550-9 LED Opt.

550-19 LED Opt.






LUMINOUS SHIELD

Design
Sustainability
Value

DESIGN: DAVID MALMAN



COMPANIONS



FEATURES

- Simple, clean design fits many architectural styles.
- Strong uplight balanced by a spill of downlight.
- Tool-free relamping.

ECO INFO

METALS: Sand cast aluminum end caps are made from 100% recycled aluminum. Other aluminum parts have the highest available recycled content for lower embodied energy and are valuable and recyclable at the end of the product's useful life. For more information see "GENERAL INFO."

FINISHING: Solid, natural metal finishes are sealed with a hand-applied bees wax. No paint or lacquer is used in order to avoid pollution associated with the manufacture and application of these substances. Clear coat finishes are available. Paint finishes are low VOC and oven cured.

ENERGY: Designed exclusively for compact fluorescent lamps using HPF electronic ballasts or LEDs.

MATERIALS

- Sand cast aluminum with 100% recycled content, hand finished.
- Solid aluminum shield, hand finished.

FINISHES

SAL Satin Aluminum

MW Matte White

CCP Custom Color Painted finish

Standard metal finishes are hand satined and waxed. Other metal finishes are available. Contact factory.

LAMPING

550-9: **CF:** 1-CF26DTT, CF32 or 42TTT, Gx24q base.

LED: 1-LED A-lamp.

550-19: **CF:** 2-CF26DTT, CF32 or 42TTT, Gx24q base.

LED: 2-LED A-lamps.

LED: GU24 base A-lamp, 12W, 1100 lumens, 3000K and triac dimmable. Supplied with fixture.

BALLAST/DRIVER

CF: Integral electronic HPF, 120V/277V.

LED: Electronic driver is built into the lamp, 120V only.

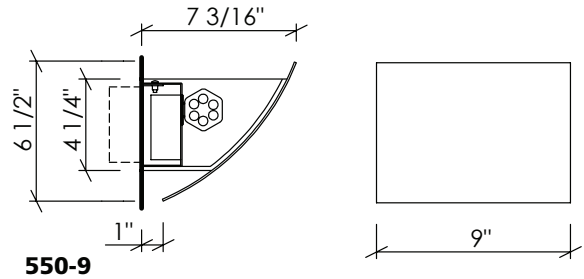




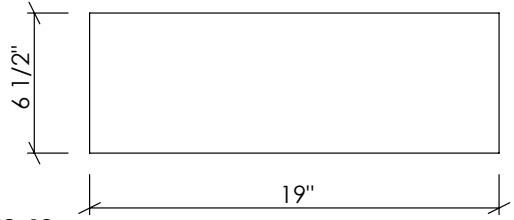
PROJECT: 301 Bryant St., SF
 LTG DES: ALD/David Malman

M550

550-9
550-19



550-9



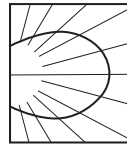
550-19

OPTIONS

DIMMING: Lutron and Advance dimming available. **LED:** Triac dimmable, 120V only.

NORMAL POWER FACTOR BALLAST: This fixture is available with an NPF 120 volt electronic ballast only for 26W lamp at a lower cost. Specify **120NPF**.

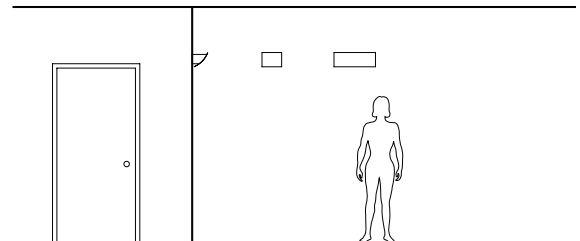
EMERGENCY BATTERY PACK: Available with an integral EBP, specify IEM. Not available for **LED**.



PHOTOMETRICS

Lighting Sciences Report No. 23669

Fixture efficiency 67.3%



MOUNTING: Standard J-box or plaster ring.

WEIGHT: 4 lbs

VARIATIONS / MODIFICATIONS

- Special finishes
- Addition of decorative detail
- Special lengths

SPEC GUIDE SAMPLE SPEC: 550-CF2/26-120-SAL

CAT#	LAMPING	VOLT	FINISH	OPTION
<input type="checkbox"/> 550-9	<input type="checkbox"/> CF1/26	<input type="checkbox"/> 120	<input type="checkbox"/> SAL	<input type="checkbox"/> IEM (550-19 only)
<input type="checkbox"/> 550-19	<input type="checkbox"/> CF1/32	<input type="checkbox"/> 277	<input type="checkbox"/> MW	
	<input type="checkbox"/> CF1/42		<input type="checkbox"/> CCP	
	<input type="checkbox"/> CF2/26			
	<input type="checkbox"/> CF2/32			
	<input type="checkbox"/> CF2/42			
	<input type="checkbox"/> LED1/12			
	<input type="checkbox"/> LED2/12			



Our fixtures are handcrafted here in the USA using the highest quality materials.

